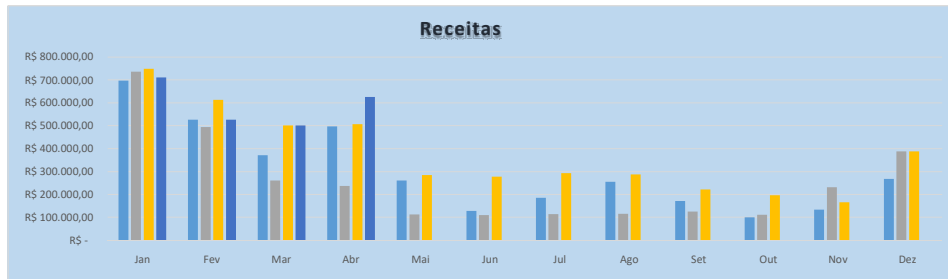




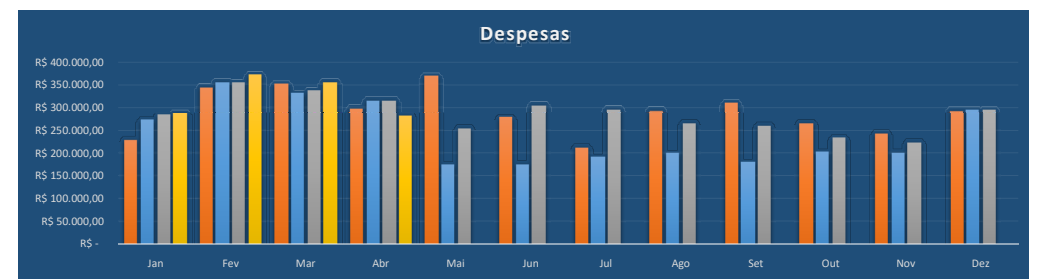
## Mapa Comparativo de Receitas e Despesas - Com Cota-Parte

ANO	2019			2020			2021			2022		
	Mês	Receita	Despesa	D/R%	Receita	Despesa	D/R%	Receita	Despesa	D/R%	Receita	Despesa
Jan	R\$ 697.623,75	R\$ 229.872,54	27,69	R\$ 736.973,47	R\$ 273.624,26	37,13	R\$ 749.861,16	R\$ 284.504,68	37,94	R\$ 711.722,73	R\$ 289.158,02	40,63
Fev	R\$ 526.134,22	R\$ 344.492,44	67,07	R\$ 494.692,28	R\$ 355.118,39	71,79	R\$ 613.747,70	R\$ 354.375,72	57,74	R\$ 526.560,27	R\$ 371.933,39	70,63
Mar	R\$ 371.838,73	R\$ 351.154,28	81,84	R\$ 260.298,15	R\$ 332.275,29	127,65	R\$ 501.440,89	R\$ 337.550,32	148,55	R\$ 501.440,89	R\$ 356.010,72	140,85
Abr	R\$ 497.226,53	R\$ 299.892,31	63,33	R\$ 236.685,72	R\$ 316.307,85	133,64	R\$ 507.572,73	R\$ 316.668,80	160,29	R\$ 625.666,10	R\$ 282.821,13	221,22
Mai	R\$ 260.070,14	R\$ 368.163,88	80,20	R\$ 111.705,84	R\$ 175.229,89	156,87	R\$ 284.042,69	R\$ 255.411,42	111,21	R\$ -	R\$ -	#DIV/0!
Jun	R\$ 128.068,40	R\$ 278.833,33	172,73	R\$ 109.704,49	R\$ 175.581,88	160,05	R\$ 277.051,28	R\$ 304.609,41	90,95	R\$ -	R\$ -	#DIV/0!
Jul	R\$ 185.036,24	R\$ 212.955,14	202,67	R\$ 113.656,90	R\$ 190.829,35	167,90	R\$ 292.369,76	R\$ 296.131,32	98,73	R\$ -	R\$ -	#DIV/0!
Ago	R\$ 255.088,91	R\$ 293.605,06	177,90	R\$ 114.910,23	R\$ 200.512,97	174,50	R\$ 287.231,87	R\$ 266.133,53	92,65	R\$ -	R\$ -	#DIV/0!
Set	R\$ 170.925,77	R\$ 309.040,02	274,36	R\$ 124.706,33	R\$ 180.296,36	144,58	R\$ 221.960,66	R\$ 260.772,28	117,49	R\$ -	R\$ -	#DIV/0!
Out	R\$ 100.128,06	R\$ 266.868,59	246,02	R\$ 111.111,49	R\$ 202.894,74	182,60	R\$ 196.800,10	R\$ 233.170,41	118,48	R\$ -	R\$ -	#DIV/0!
Nov	R\$ 133.546,06	R\$ 244.037,73	247,11	R\$ 231.846,49	R\$ 200.729,40	86,58	R\$ 165.444,59	R\$ 224.161,82	135,49	R\$ -	R\$ -	#DIV/0!
Dez	R\$ 267.175,86	R\$ 293.680,71	284,10	R\$ 388.384,95	R\$ 294.914,79	75,93	R\$ 388.377,75	R\$ 294.649,44	75,87	R\$ -	R\$ -	#DIV/0!
<b>Total</b>	<b>R\$ 3.592.862,67</b>	<b>R\$ 3.492.596,03</b>	<b>102,10</b>	<b>R\$ 3.034.676,34</b>	<b>R\$ 2.898.315,17</b>	<b>95,51</b>	<b>R\$ 4.485.901,18</b>	<b>R\$ 3.428.139,14</b>	<b>76,42</b>	<b>R\$ 2.365.389,99</b>	<b>R\$ 1.299.923,26</b>	<b>54,96</b>

<b>Até mês 04</b>	<b>R\$ 2.092.823,23</b>	<b>R\$ 1.225.411,57</b>	<b>27,69</b>	<b>R\$ 1.728.649,62</b>	<b>R\$ 1.277.325,79</b>	<b>73,89</b>	<b>R\$ 2.372.622,48</b>	<b>R\$ 1.293.099,51</b>	<b>54,50</b>	<b>R\$ 2.365.389,99</b>	<b>R\$ 1.299.923,26</b>	<b>54,96</b>
-------------------	-------------------------	-------------------------	--------------	-------------------------	-------------------------	--------------	-------------------------	-------------------------	--------------	-------------------------	-------------------------	--------------

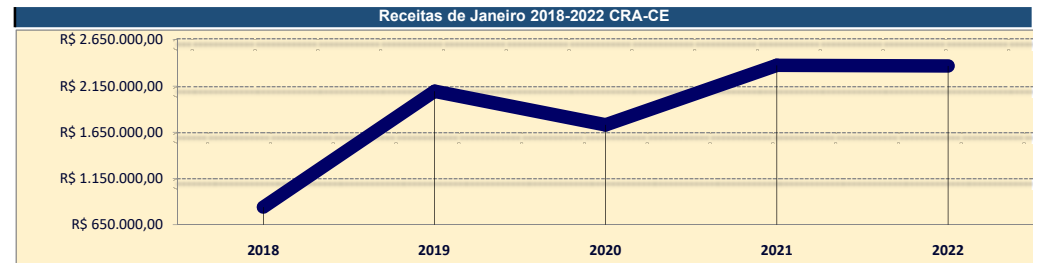


■ EXERCÍCIO DE 2019  
■ EXERCÍCIO DE 2020  
■ EXERCÍCIO DE 2021  
■ EXERCÍCIO DE 2022



■ EXERCÍCIO DE 2019  
■ EXERCÍCIO DE 2020  
■ EXERCÍCIO DE 2021  
■ EXERCÍCIO DE 2022

Mês	2018	2019	2020	2021	2022
Jan	R\$ 26.287,33	R\$ 20.905,34	R\$ 53.435,17	R\$ 77.676,99	R\$ 75.894,32
Fev	R\$ 168.132,12	R\$ 139.524,75	R\$ 147.394,69	R\$ 149.943,82	R\$ 140.118,89
Mar	R\$ 107.306,89	R\$ 105.226,84	R\$ 98.938,46	R\$ 123.240,72	R\$ 102.395,00
Abr	R\$ 70.480,39	R\$ 74.367,75	R\$ 52.059,63	R\$ 91.830,32	R\$ 96.909,98
Mai	R\$ 89.249,91	R\$ 99.445,31	R\$ 47.337,14	R\$ 101.514,55	R\$ -
Jun	R\$ 77.813,56	R\$ 52.014,03	R\$ 22.341,17	R\$ 56.808,54	R\$ -
Jul	R\$ 33.960,80	R\$ 25.613,68	R\$ 21.940,90	R\$ 54.762,44	R\$ -
Ago	R\$ 34.927,70	R\$ 37.007,25	R\$ 22.731,38	R\$ 57.592,92	R\$ -
Set	R\$ 32.688,25	R\$ 51.017,78	R\$ 22.982,05	R\$ 54.786,47	R\$ -
Out	R\$ 25.421,08	R\$ 34.185,15	R\$ 24.941,27	R\$ 43.249,08	R\$ -
Nov	R\$ 22.772,97	R\$ 20.025,61	R\$ 22.222,30	R\$ 38.119,14	R\$ -
Dez	R\$ 20.782,76	R\$ 26.709,21	R\$ 46.369,30	R\$ 31.810,67	R\$ -
<b>Total</b>	<b>R\$ 709.823,75</b>	<b>R\$ 686.042,70</b>	<b>R\$ 582.693,45</b>	<b>R\$ 881.335,65</b>	<b>R\$ 415.318,19</b>



2018	2019	2020	2021	2022
R\$ 840.660,62	R\$ 2.092.823,23	R\$ 1.728.649,62	R\$ 2.372.622,48	R\$ 2.365.389,99